

# AIDS in crisis: a comparison of Dochas members responses from 2007 to 2012

Dr. Enida Friel, MPH, DRH, DTM&H  
OXFAM Ireland

# Background

- Dochas HIV Working Group, subgroup of Dochas
- Currently 51 members
- Working Group established in 2001
- First Strategic Plan in 2003
- Two objectives: 1) share learning 2) advocacy
- 3 studies: 2002, 2007, 2012

# Purpose of the study

- To develop a full understanding of its members practices in relation to HIV and AIDS including trends in expenditure, projects and partnerships

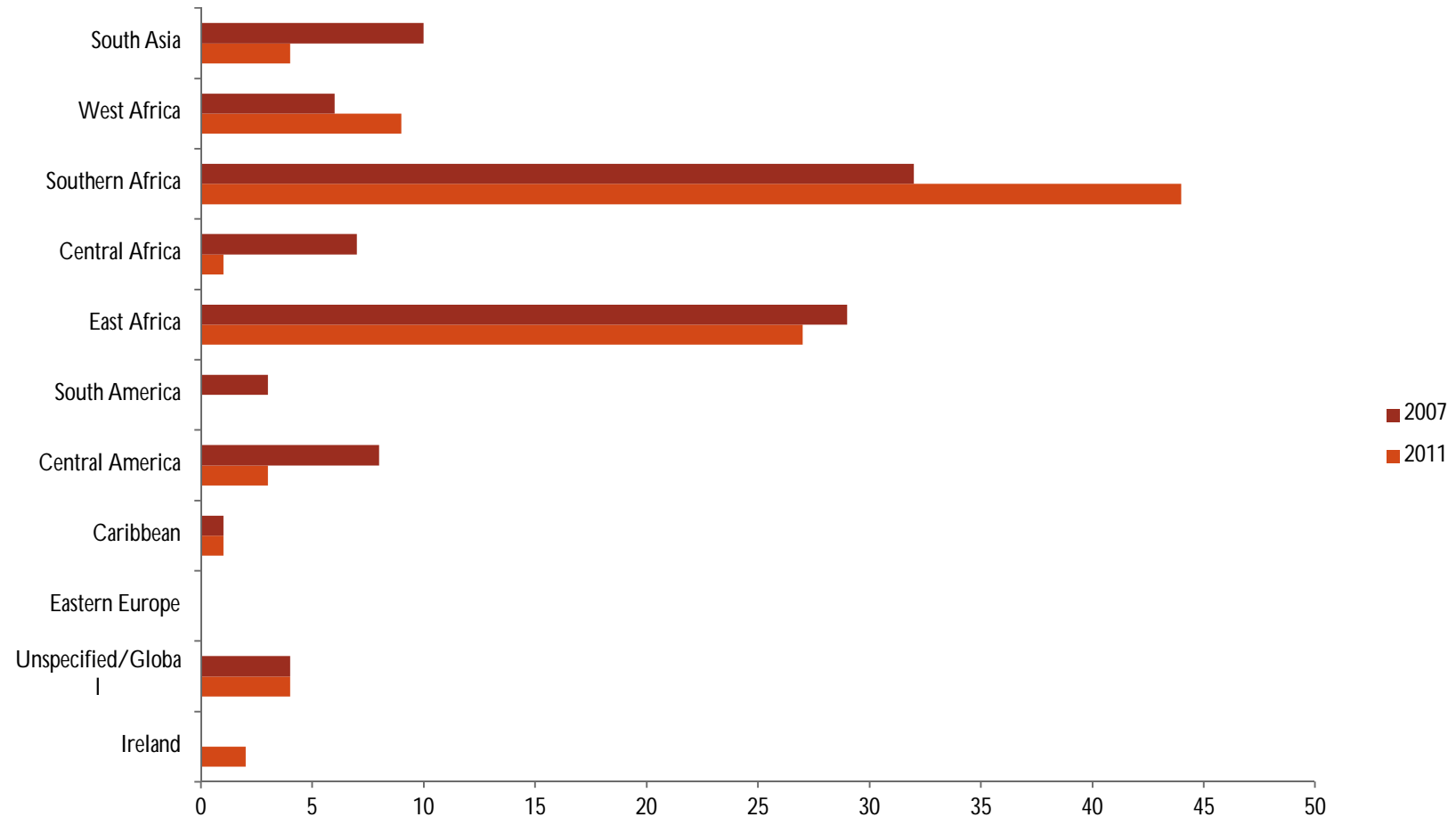
# Methodology

- Cross-sectional study
  - 'Audit form' containing information on:
    - Geographical focus
    - Nr and type of projects and activities
    - Target groups
    - Budgets
    - Partnerships
    - Timeframe
    - Integrated programming
    - Learning and evaluation practices

# Sample size

- 13 organizations participated in 2012
- 10 organizations participated in 2007
- 6 organizations participated in both studies

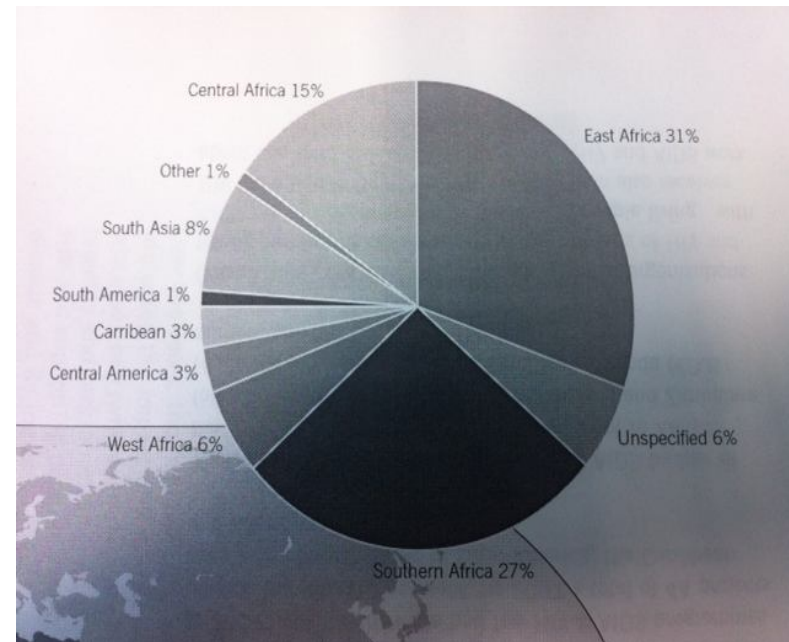
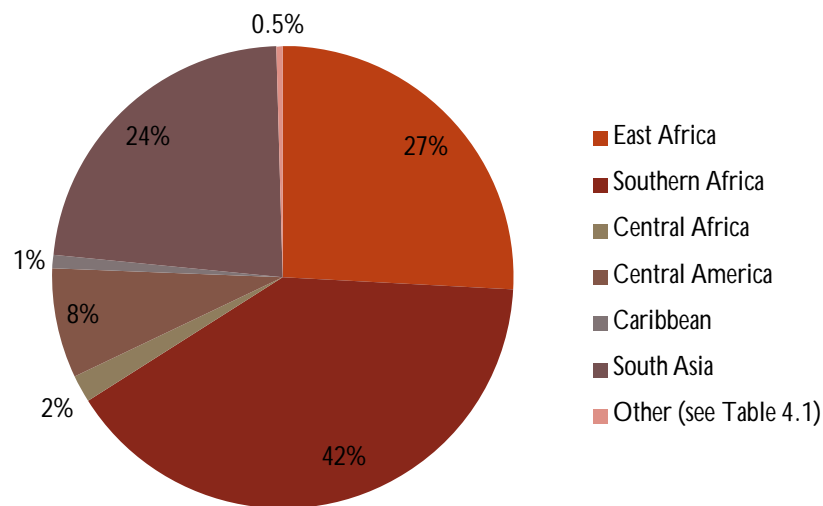
# Geographic spread of projects: 2007 and 2012



**2007: Total of 209 projects implemented**

**2012: Total of 77 projects implemented**

# Regional expenditure: 2012 and 2007



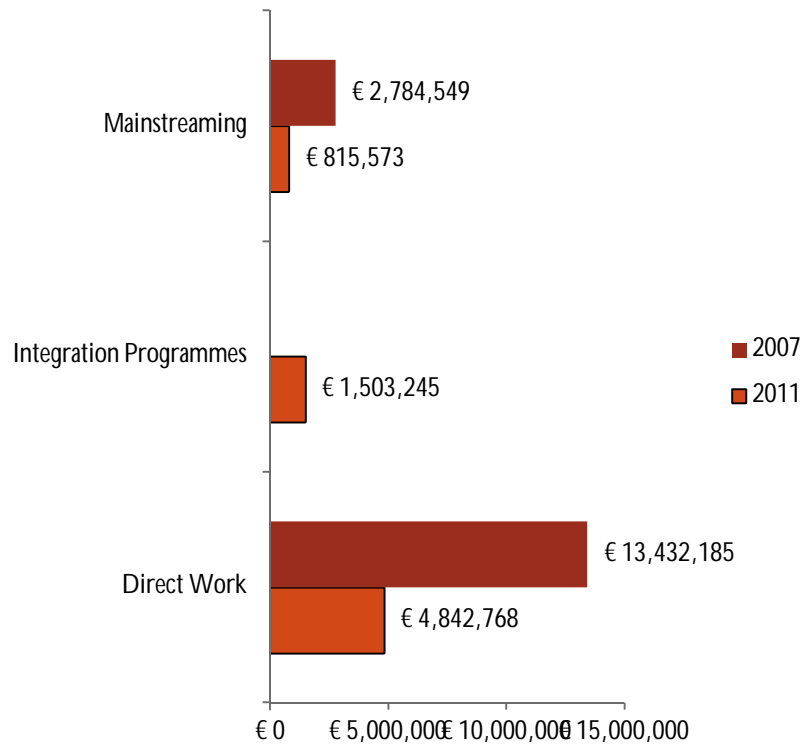
**2012: Southern Africa 42%, East Africa 27%, South Asia 24%**  
**2007: East Africa 31%, Southern Africa 27%, Central Africa 15%**

# Financial spend in top 3 regions

- Southern Africa
  - 2007: €4.3m → 2012: €3m
- East Africa
  - 2007: €5m → 2012: €1.8m
- South Asia
  - 2007: €1.3m → 2012: €1.7m



# Total spend: 2007 and 2012

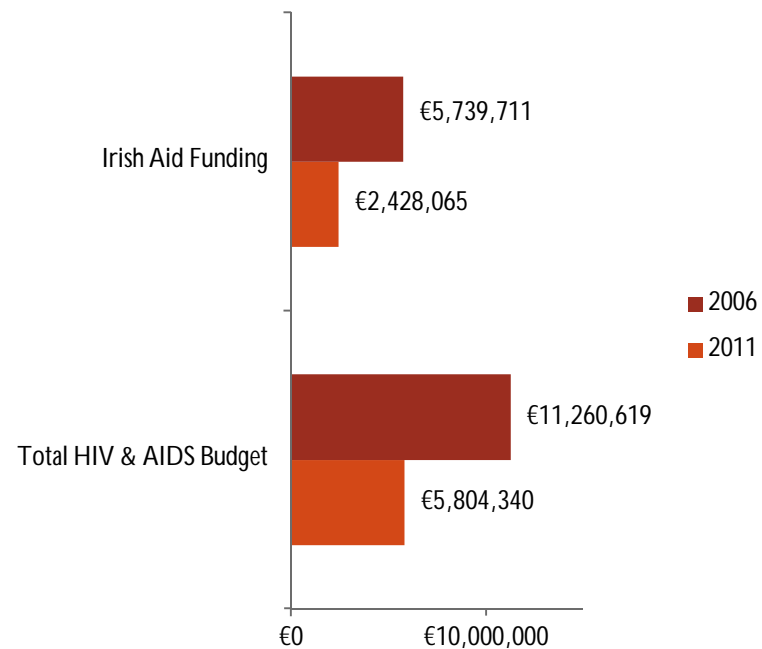


All agencies:

2012: €7.2m

2007: €16.2m

**56% decrease**



6 agencies participating in both studies:

2012: €5.8

2007: €11.3

**48% decrease**

# Irish Aid funding contribution

- All agencies:
  - 2007: 50% → 2012: 44%
- 6 agencies participating in both studies:
  - 2007: 51% → 2012: 42%

# Partnerships: 2012 and 2007

Partners at country level	2012	2007
AIDS organisation	29	40
Faith Based Organisation	25	87
Local NGO	152	217
Government Ministry	4	21
International NGO	10	24
Multilateral Organisation	3	1
Other	1	16
<b>Total</b>	<b>224</b>	<b>406</b>

EU funding increased by 8% from 2007 to 2012

## Project timeframe: 2012 and 2007

Timeframe	2012	%	2007	%
1-year project	12	16	73	35
2-year project	2	3	5	2
3-year project	14	18	100	48
4-year project	4	5	6	3
5-year project	26	34	5	2
13-15-year project	12	16	17	8
Other	7	9	3	1
Total	77	100	209	100

# Conclusions and recommendations

- Work concentrated in most affected regions and with local/AIDS/faith based organizations
- Move towards more integrated work and longer term projects
- Decrease in expenditure, number of projects and partnerships
- Need to reverse the trend of decreasing investments in HIV and AIDS interventions

# References:

- Dochas. Dochas members' response to the HIV and AIDS pandemic: an overview of NGO activities. Dublin: Dochas; 2007
- Dochas. Dochas members' response to the the HIV and AIDS pandemic 2012. Dublin: Dochas; 2012